



Overview

This bulletin serves to summarize weekly surveillance data & performance of ORHB/PHEM diseases and other public health emergencies. It comprises report timeliness, completeness, trends of priority diseases, and response activities.

Objective

To provide weekly update on the status of reportable diseases/conditions to the relevant authorities for better preparedness and response activities.

Regional Highlights of the reporting week

- The regional surveillance completeness and timeliness was 87% (Town=95% and Zones=87%).
- A total of 1073 measles cases and 3 deaths were reported.
- A total of 12 maternal and 51 perinatal death were reported.
- A total of 7 AFP with Zero death reported, each from East Hararge, East Shewa, Shager-City, SW Shewa, West Arsi, West Shoa and Woliso Town.
- A total of **36992** Confirmed & clinical Malaria cases with 16 deaths reported in this week.
- A total of 3232 SAM cases and 3 death reported
- *Enhancing response activities and increasing community engagement are critical in controlling the ongoing outbreaks.*

Epidemiological Bulletin week 1

Of Newly occurred outbreak =0

Of New Event =0

Of Ongoing Outbreak=3

Figure 1: Report completeness and timeliness by Towns, Oromia, WHO week 1, 2024

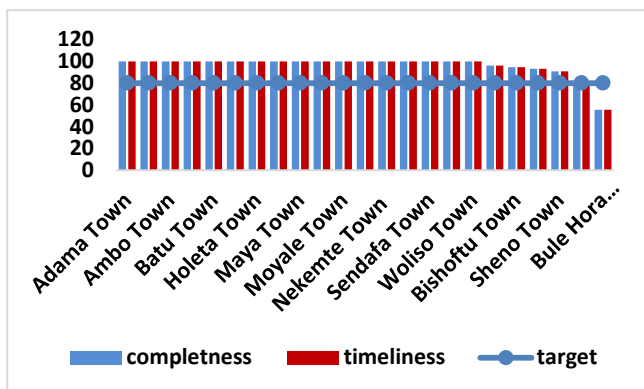


Figure 2: Report completeness and timeliness by zones, Oromia, WHO week 1, 2024

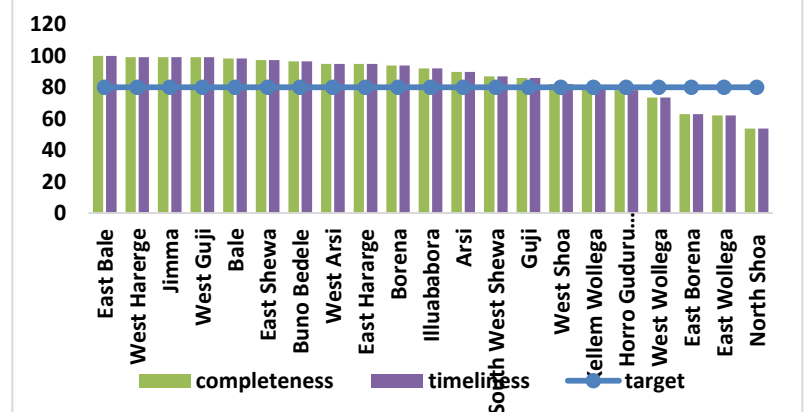




Table1: Immediately Reportable Diseases

S. No	Disease/condition	Week-52		Week-1		Difference (W1-W52) of cases in # (%)
		Cases	Death	Cases	Death	
1	Cholera	105	2	43	0	-62 (-59%)
2	Measles	1189	7	1073	3	-116 (-10%)
3	Dengue Fever	0	0	0	0	0 (0%)
4	AFP	7	0	7	0	0 (0%)
5	Anthrax	0	0	0	0	0 (0%)
6	Avian_Human_Influenza	0	0	0	0	0 (0%)
7	Dracunculiasis/Guinea worm	0	0	0	0	0 (0%)
8	Neonatal Tetanus		0		0	0 (0%)
9	Maternal Death		4		12	+8 (+200%)
10	Perinatal Death		57		51	-6 (-11%)
11	Pandemic Influenza	0	0	0	0	0 (0%)
12	Rabies	10	0	6	0	-4(-40%)
13	SARS:	12	0	0	0	-12(-100%)
14	Small pox	0	0	0	0	0 (0%)
15	Viral hemorrhagic fever	0	0	0	0	0 (0%)
16	Yellow fever	0	0	0	0	0 (0%)
17	COVID-19	0	0	0	0	0 (0%)

Table 2: Weekly Reportable Diseases

S.No	Disease/condition	Week-52		Week-1		Difference (W1-W52) Of cases in # (%)
		Cases	Death	Cases	Death	
1	Malaria	39217	9	36992	16	-2225 (-6%)
2	Meningitis	52	0	59	0	+7(+13%)
3	Dysentery	2668	0	2478	0	-190 (-7%)
4	Typhoid fever	15575	0	14492	0	-1083 (-7%)
5	Relapsing fever	13	0	7	0	-6(-46%)
6	Epidemic Typhus	4793	0	4778	0	-15 (-0.3%)
7	Malnutrition	3760	1	3232	3	-528 (-14%)
8	Scabies	657	0	604	0	-53 (-8%)
9	Chemical poisoning	35	0	39	0	+4 (+11%)
10	HIV CBE(Recent infection)	54		14		-40 (-74%)



Fig 3: WHO weeks Oromia Region Malaria Situation, 2023

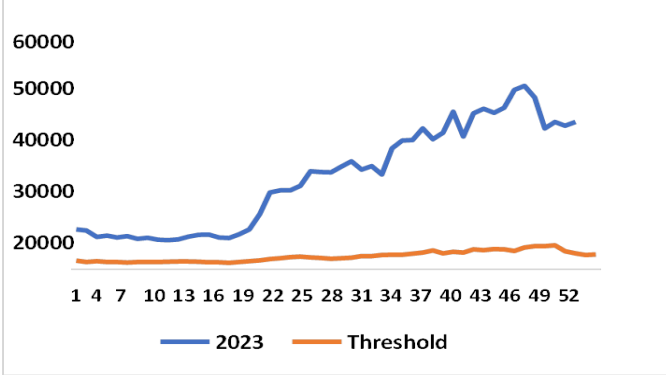


Fig 4: Oromia Region Top Ten Zones with malaria outbreak, as of WHO Week 1, 2024

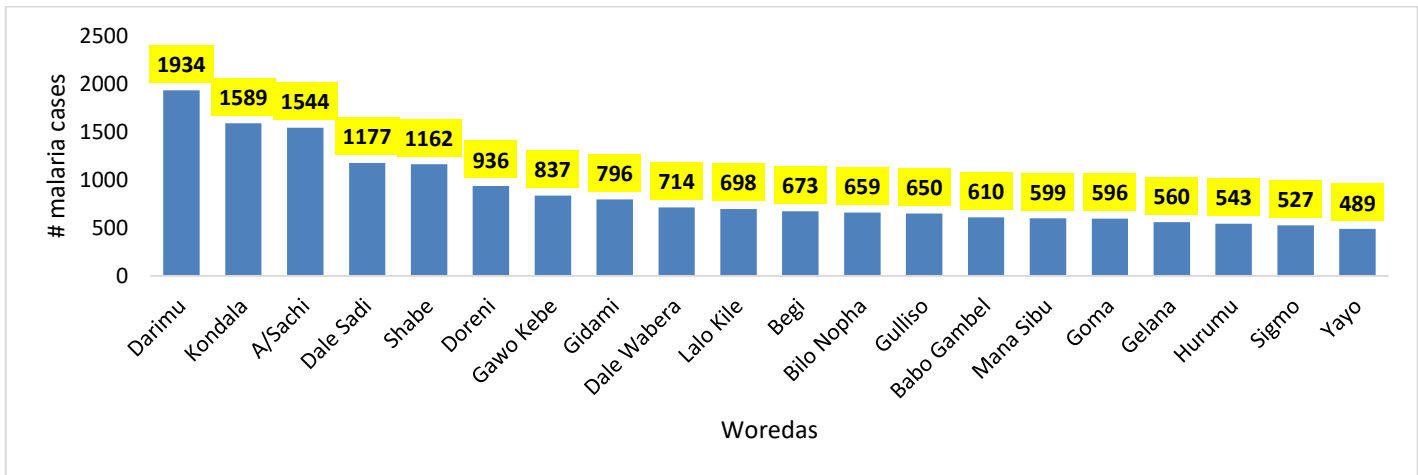
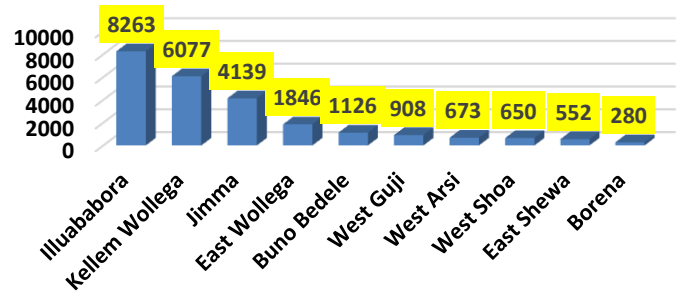
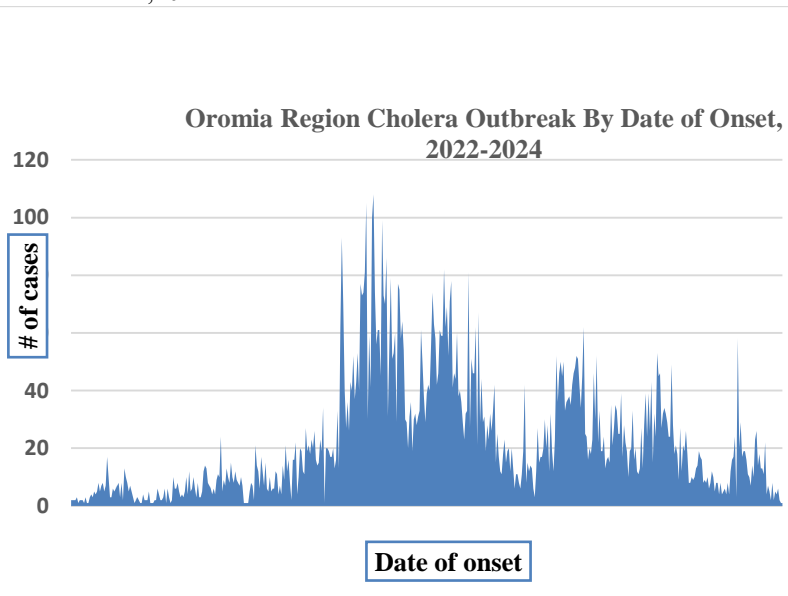
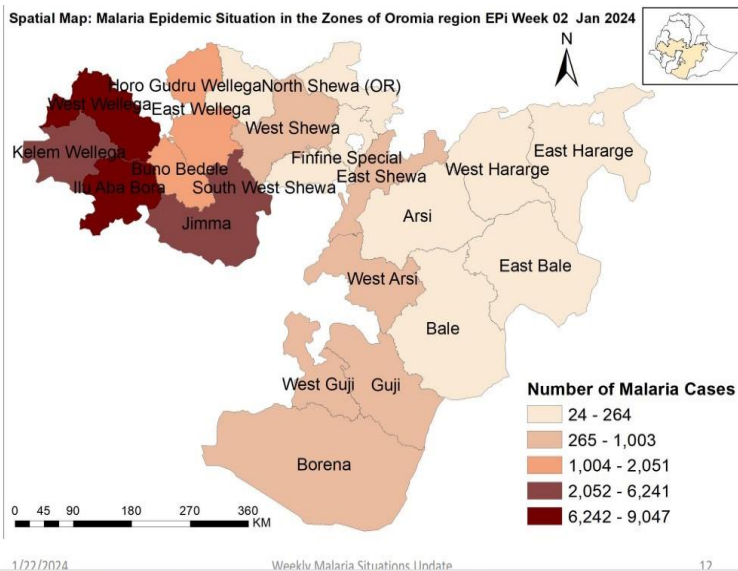
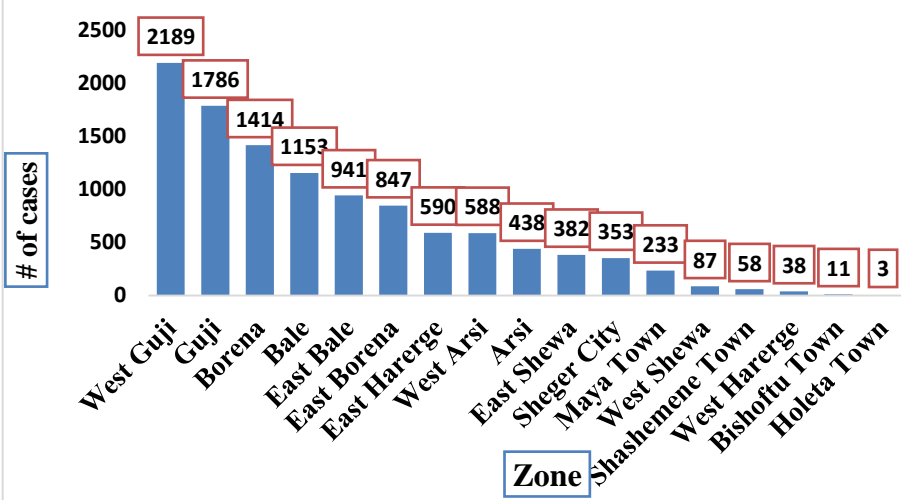


Fig 5: Oromia Region Top 20 Woredas' with malaria outbreak, as of WHO Weeks 1,2024

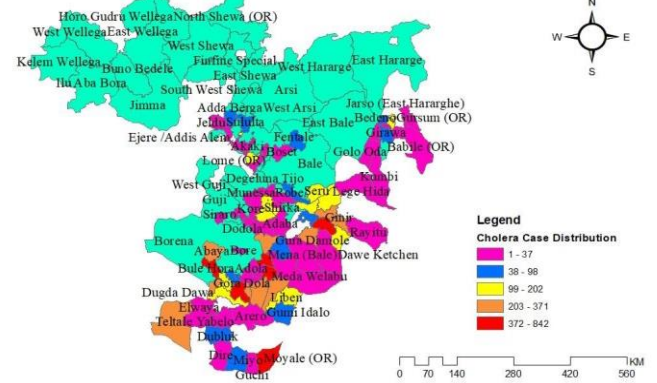




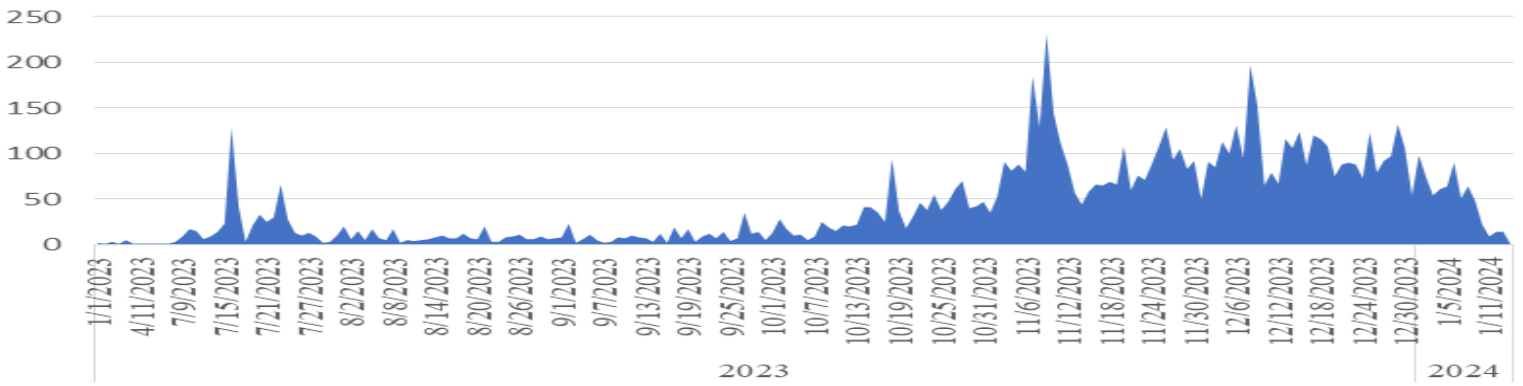
Oromia Region Cholera Outbreak By Zone, 2022-2024



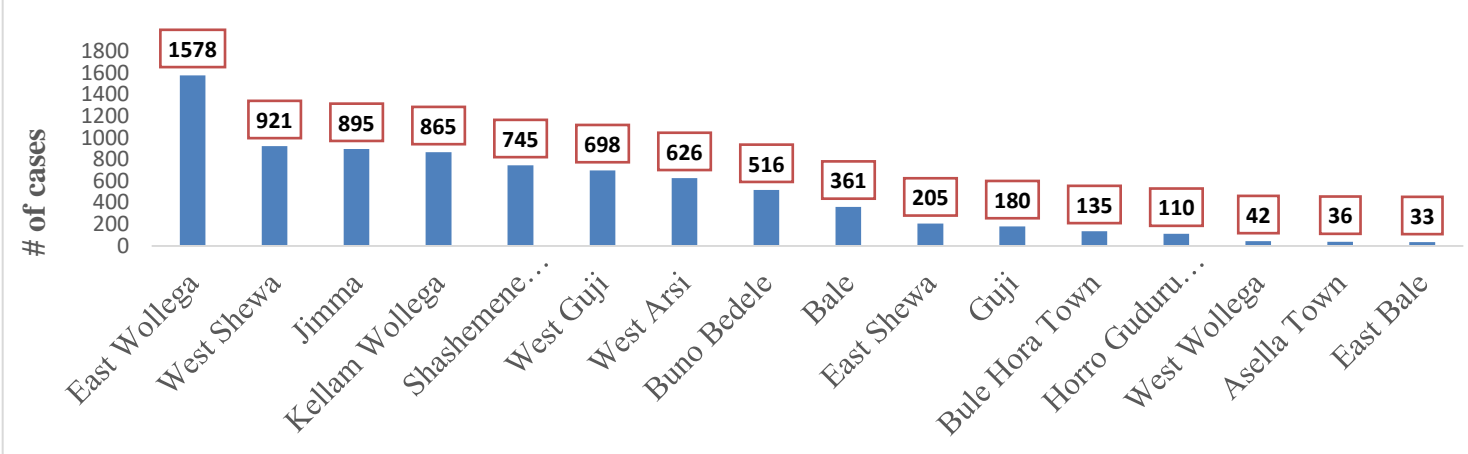
Cholera Case Distribution, Oromia, Ethiopia 2022-2023



Oromia Region Measles Outbreak By Date of Onset, 2023-2024



Oromia Region Measles Outbreak By Zone, 2023-2024





Response Activities

- ✓ OHB and partners working to improve access to clean water and sanitation. establish treatment centers.
- ✓ Provided Cholera vaccine.
- ✓ Delivered medical supplies.
- ✓ Trained health workers
- ✓ Working with communities on prevention.

Major gaps/Challenges

- ✓ Coordination and collaboration among key stakeholders
- ✓ Operational budget shortage (Surveillance and response)
- ✓ Multiple public health emergency in the region (Cholera, Measles, IDP, malnutrition, Flood, and Malaria)
- ✓ Volatile security problem (disrupted control efforts at western and south zones the region)
- ✓ Under and not reporting malaria affected facilities (western Oromia)
- ✓ Political leaders' attention for malaria response at woreda level
- ✓ Infrastructure (Network and road inaccessible) among some affected woredas

Proposed action plan/way forward

- ✓ Strengthen coordination and collaboration among key stakeholders.
- ✓ Strengthen larva control (Ent management)
- ✓ Community sensitization (at Kebele level, Woreda Level)
- ✓ Strengthen Malaria technical working group and PHEOC IMS to improve collective efforts of different actors
- ✓ Resource mobilization and budget allocation for epidemic response
- ✓ Strengthen Malaria technical working group and PHEOC IMS to improve collective efforts of different actors
- ✓ Strengthening surveillance system, Environmental management and Community engagement
- ✓ Leadership ownership and community involvement and mobilization
- ✓ Conduct malaria response advocacy at regional, zonal and woreda level
- ✓ Response guidance for high malaria burden woredas

DISCLAIMER

The Oromia Health Bureau Public Health Emergency Management compiles reports from various zones and towns' public health surveillance reports to produce a weekly bulletin. The purpose of this bulletin is to inform decision makers from OHB/PHEM, EPHI, UN agencies and NGOs about any outbreaks and other public health emergencies in Oromia. It is published by Oromia Health Bureau Public Health Emergency Management

Production Team
1. Afework Tamiru

Editorial Team
1. Afework Tamiru
2. Lalisa Kebebe

Approved and published by
1. Melese Lemi